

### Description

- High performance, ferrite-based, low profile, surface mount inductors
- Small footprint and closed magnetic field construction allow for low EMI
- Low DCR and high efficiency
- Ferrite core material



### Applications

- PC cards, cellular telephones, pagers, and disk drives
- GPS systems

### Environmental Data

- Storage temperature range: -40°C to +125°C
- Operating ambient temperature range: -40°C to +85°C (range is application specific).
- Solder reflow temperature: +260°C max. for 10 seconds max.

### Packaging

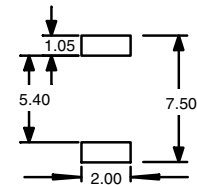
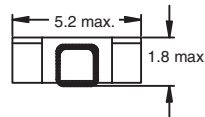
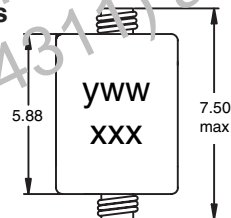
- Supplied in tape and reel packaging, 3000 per reel

Part Number	Inductance $\mu\text{H}$	OCL (1) $\mu\text{H} \pm 20\%$	I <sub>rms</sub> (2) Amperes (Typ.)	I <sub>sat</sub> (3) Amperes (Typ.)	DCR (4) Ohms (Max.)	Q (5) (Typ.)	SRF MHz (Typ.)
MP2-R47-R	0.47	0.40	2.02	3.40	0.075	10	300
MP2-1R0-R	1.0	1.02	1.67	2.10	0.103	20	160
MP2-1R5-R	1.5	1.59	1.51	1.70	0.118	25	155
MP2-2R2-R	2.2	2.29	1.39	1.40	0.130	32	150
MP2-3R3-R	3.3	3.58	1.25	1.10	0.156	42	140
MP2-4R7-R	4.7	4.60	1.18	1.00	0.180	46	130
MP2-6R8-R	6.8	7.02	1.06	0.80	0.202	46	110
MP2-100-R	10.0	9.9	0.99	0.68	0.240	55	100
MP2-150-R	15.0	15.30	0.83	0.54	0.300	65	60
MP2-220-R	22.0	21.80	0.80	0.45	0.360	65	45
MP2-330-R	33.0	33.70	0.64	0.37	0.556	65	35
MP2-470-R	47.0	46.40	0.52	0.31	0.833	65	28

1) Open Circuit Inductance Test Parameters, 100 Hz, 0.250 Vrms, 0.1 A dc  
 2) RMS current, delta temp. of 40° C ambient temperature of 85° C  
 3) Peak current for approximately 30% roll-off

4) Values @ 20° C  
 5) Measured @ 300KHz

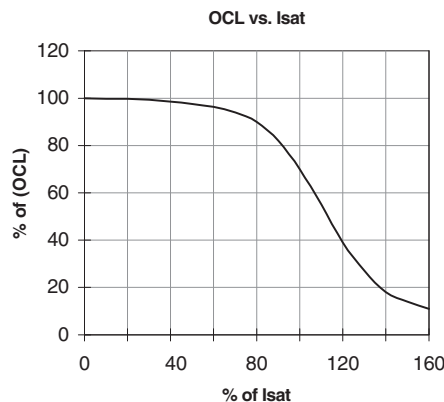
### Mechanical Diagrams



Dimensions in Millimeters.  
 Specifications are subject to change without notice.

yww = Date Code  
 xxx = Inductance value per family chart

### Inductance Characteristics



Discontinued, Effective July 25, 2016 or until inventory is depleted. Please review MP2A data sheet (4112) and SD18 data sheet (PM-4311) as alternate replacements.